

さんすう

10までのかず

6・7のかず



なまえ

## ステップ 1

- |                    |         |
|--------------------|---------|
| ① すうじを よんだりかいたりする。 | 3 - 1・2 |
| ② 1つずつかぞえて かずをかく。  | 3 - 3・4 |

## ステップ 2

- |   |          |
|---|----------|
| ① 5のまとまりでかぞえ、<br>のこりをかぞえたして かぞえる。           | 3 - 5・6  |
| ② ばらばらのえを 5のまとまりでかぞえ、<br>のこりをかぞえたして めでかぞえる。 | 3 - 7・8  |
| ③ 5をまとまりでかぞえ、のこりを<br>かぞえたして たいるを めでかぞえる。    | 3 - 9・10 |

## ステップ 3







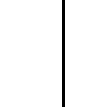
- |                   |           |
|-------------------|-----------|
| ① おなじかずを せんでつなく。  | 3 - 11~13 |
| ② かずを ○であらわす。     | 3 - 14・15 |
| ③ おなじかずを あつめる。    | 3 - 16    |
| ④ かずのおおきさを くらべる。  | 3 - 17・18 |
| ⑤ かずを すうじやずにあらわす。 | 3 - 19・20 |








※ かあと








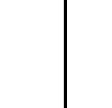
3 - 21







1 2 3 4 5 6 7 とかぞえましょう。

よみながら  
なぞりましょう。

いち	に	さん	し	ご	ろく	ろく
1	2	3	4	5	6	6
						

						
--	--	--	--	---	--	--

いち	に	さん	し	ご	ろく	しち	しち
1	2	3	4	5	6	7	7
							

						
---	---	---	---	--	---	---

よみながら なぞりましょう。

いち に さん し ご ろく しち

1	2	3	4	5	6	7
---	---	---	---	---	---	---

いち に さん し ご ろく しち

1	2	3	4	5	6	7
---	---	---	---	---	---	---

いち に さん し ご ろく しち

1	2	3	4	5	6	7
---	---	---	---	---	---	---

いち に さん し ご ろく しち

1	2	3	4	5	6	7
---	---	---	---	---	---	---

かずを かきましょう。

1



2



3



4



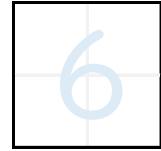
5



6



ろく



1



2



3



4



5



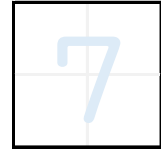
6



7




しち



6




ろく



6



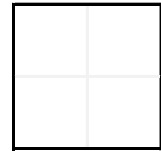
しち



6



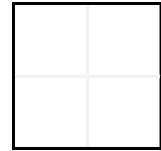
ろく




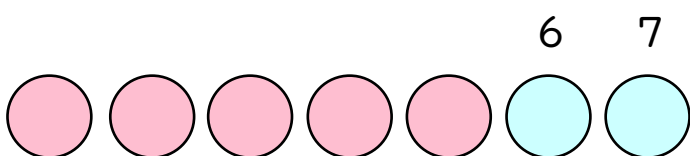

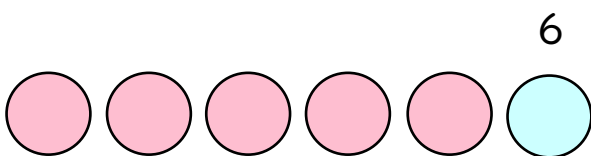

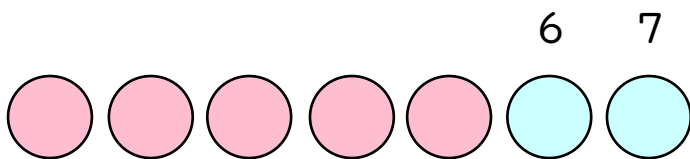

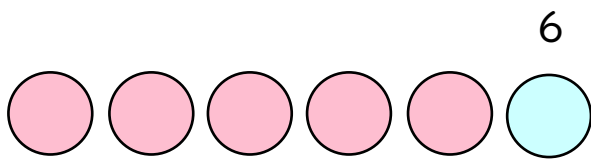

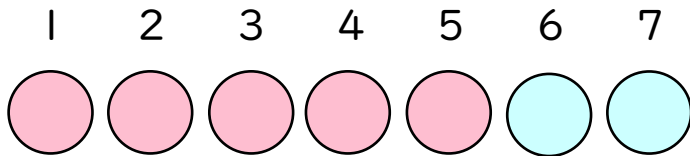

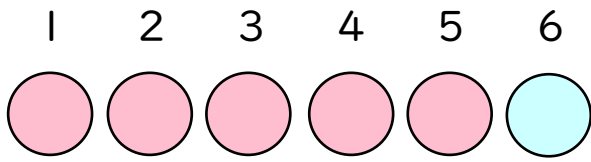
6




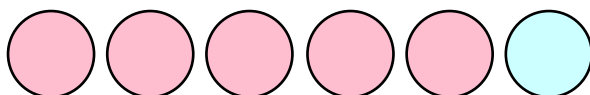







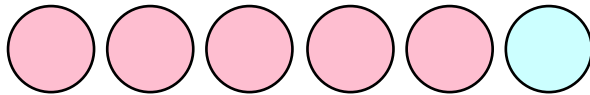


しち



かずをかきましょう。



かずを かきましょう。

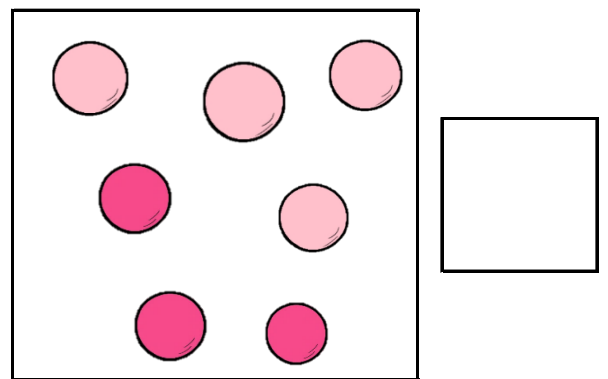
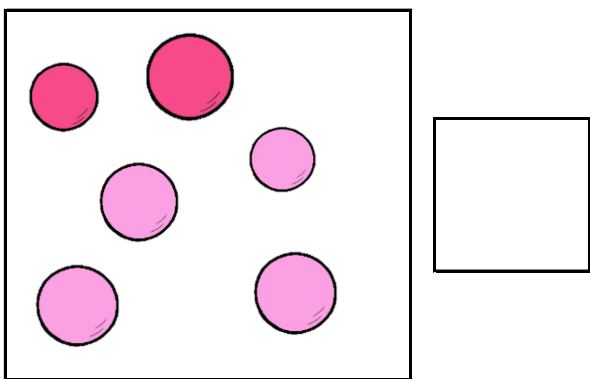
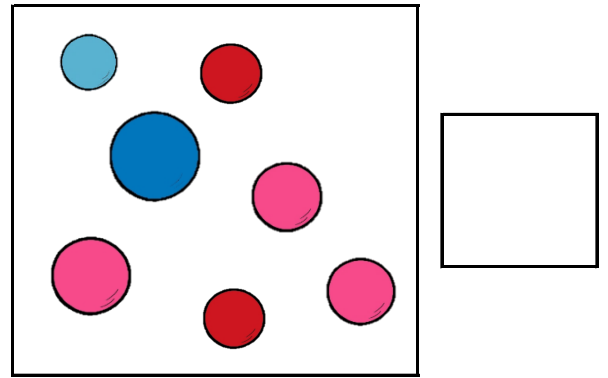
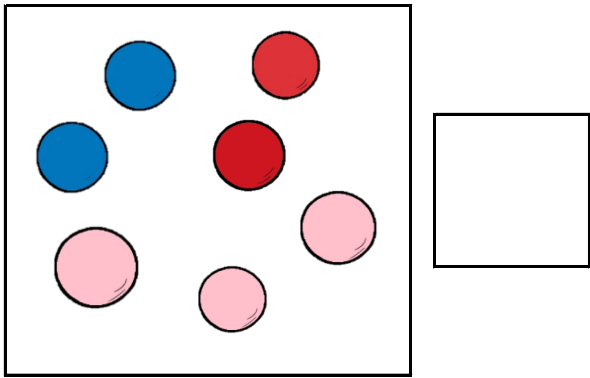
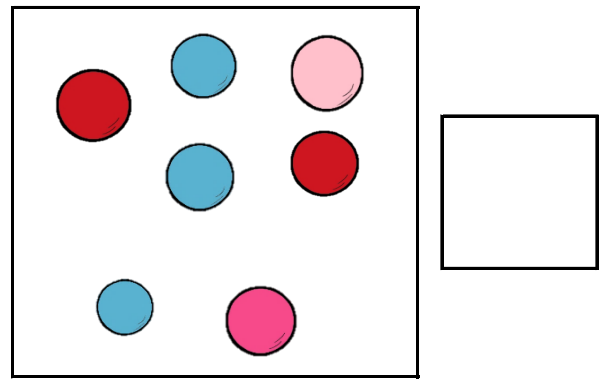
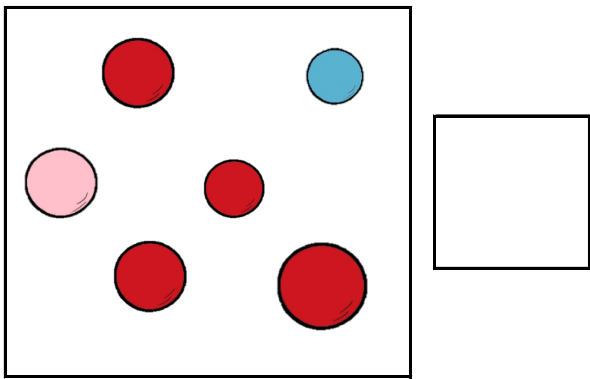
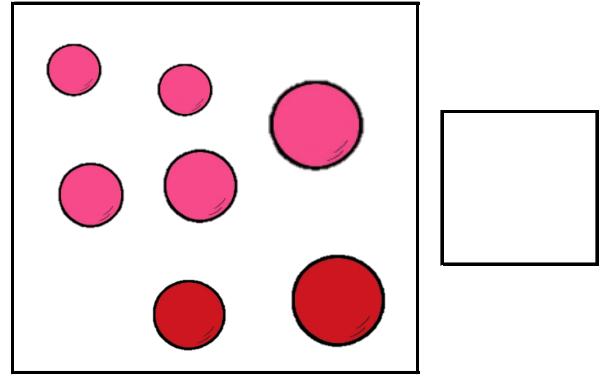
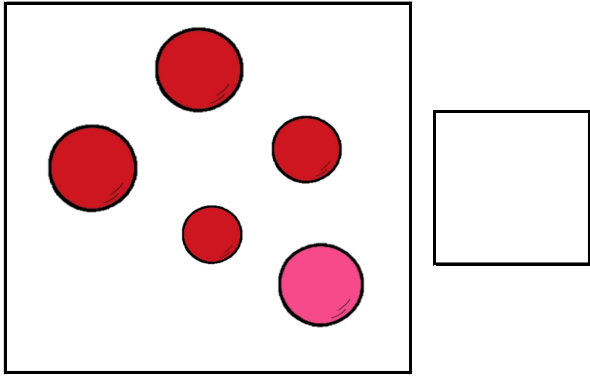


おはじきのかずを かきましょう。


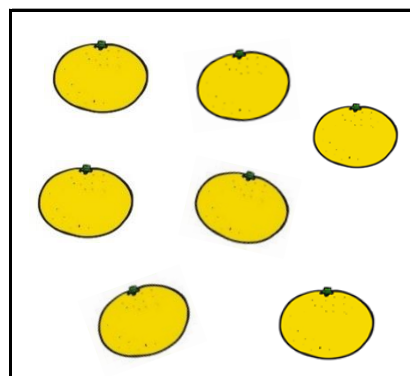

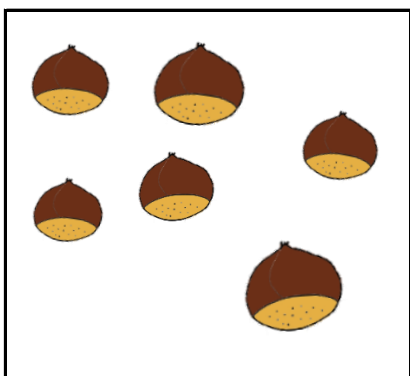

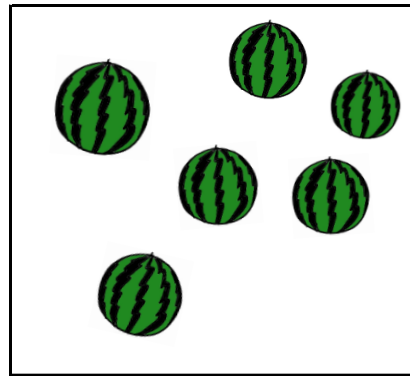














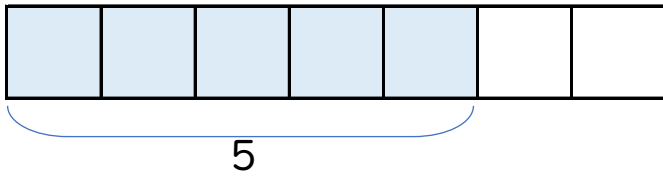
かずを かきましょう。



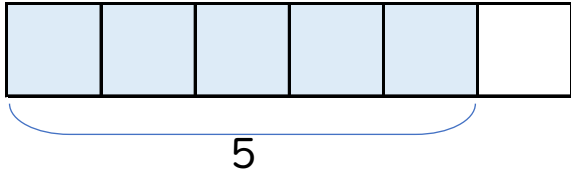
かずを かきましょう。




かずを かきましょう。




{ }




{ }




{ }



{ }




{ }



{ }

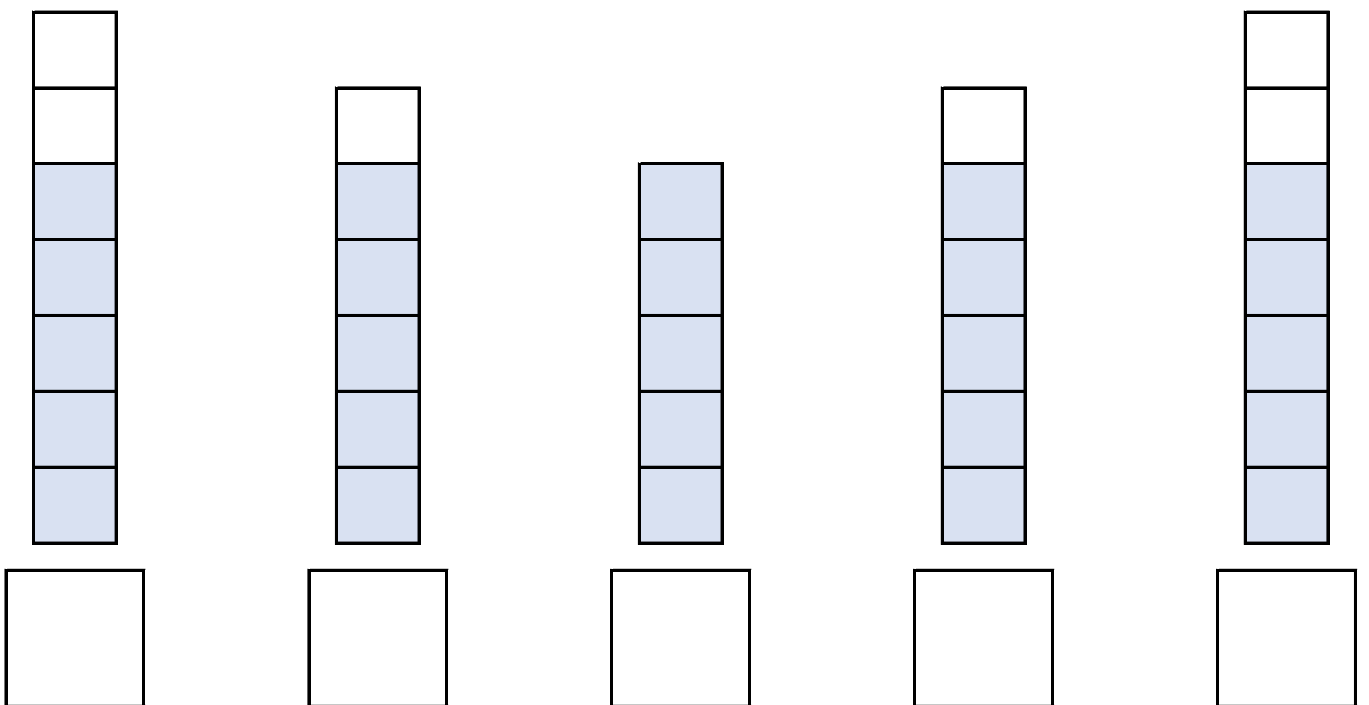
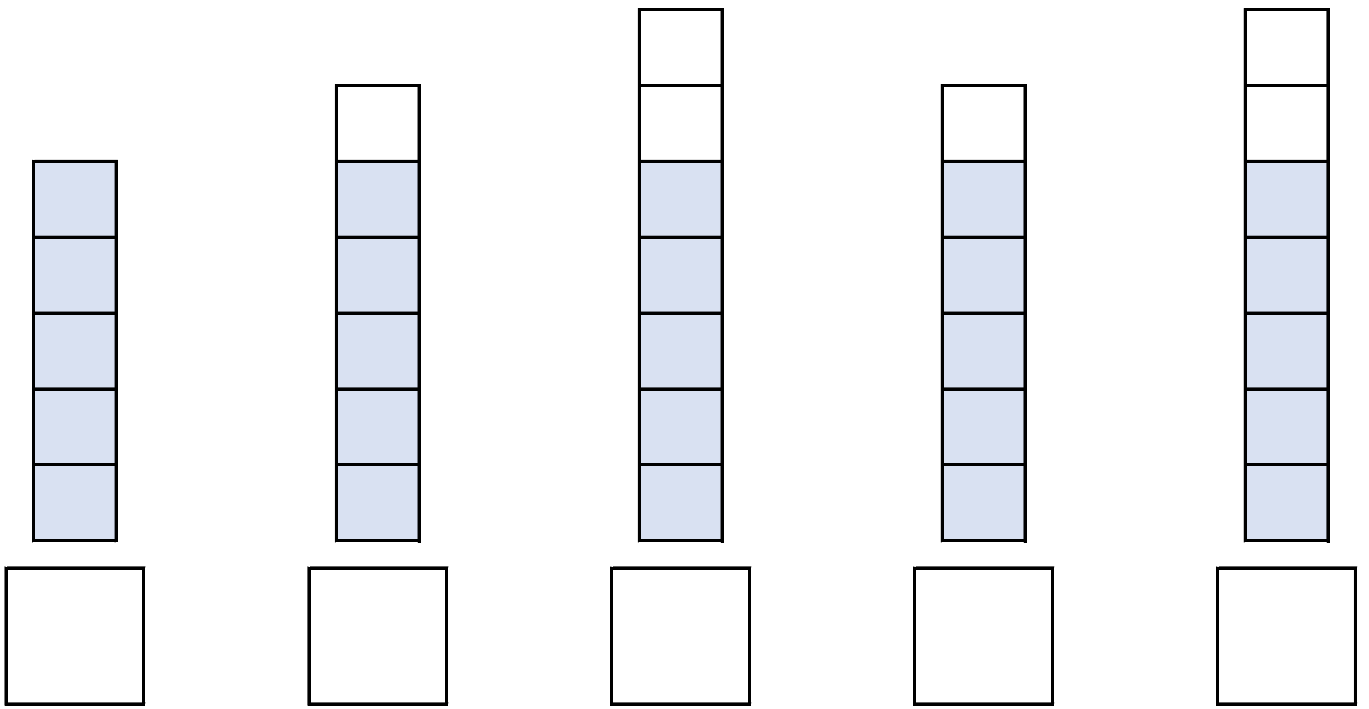


{ }




{ }

かずを かきましょう。




おなじかずを せんで つなぎましょう。

6 .



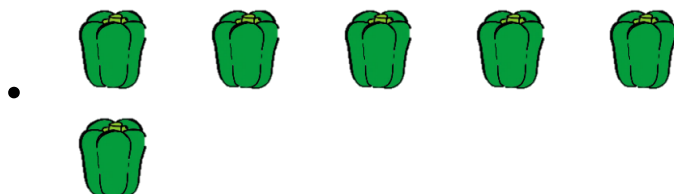
5 .



7 .




5 .



7 .



6 .



おなじかずを せんで つなぎましょう。

6



7




5



6



5




7



おなじかずを せんで つなぎましょう。



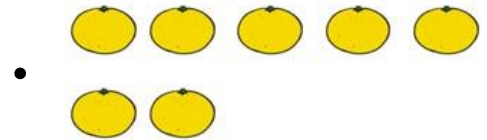
• 7 •



• 6 •




• 5 •




• 6 •



• 7 •

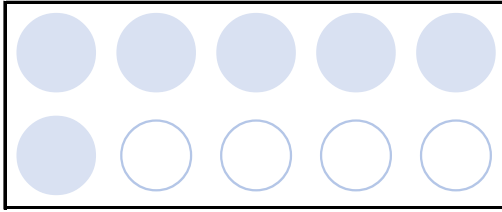


• 5 •

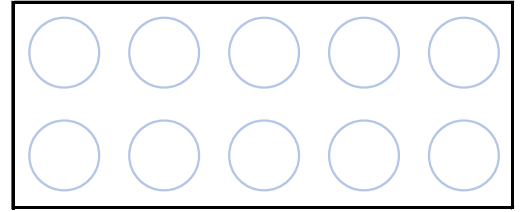


かずだけ ○をぬりましょう。

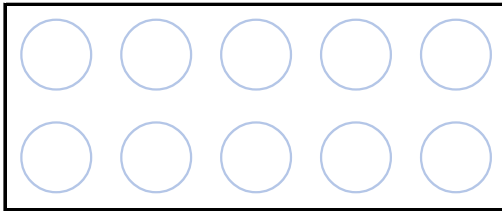
6



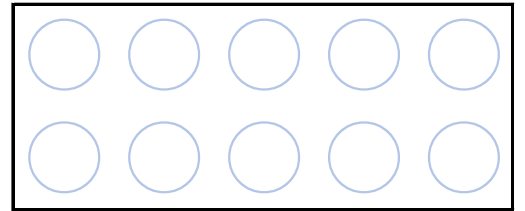
7



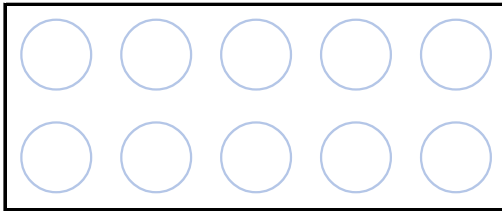
7



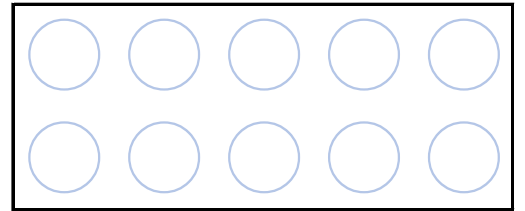
6



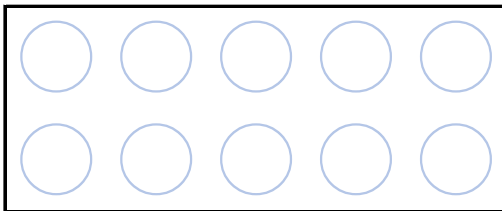
6



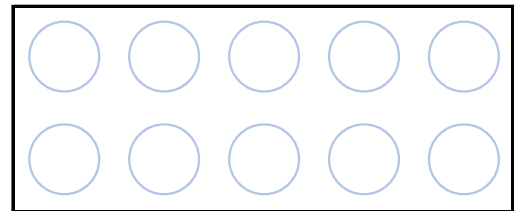
7



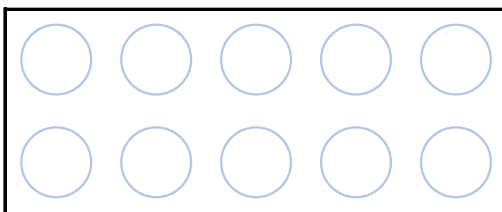
7



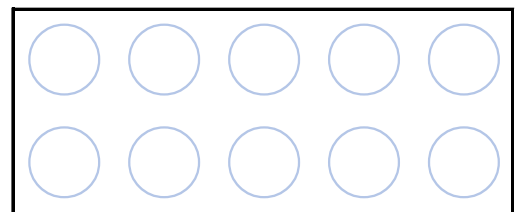
6



6



7





かずだけ ○を かきましょう。

6

○	○	○	○	○
○				

7



6


7



6


おなじかずの なかまを はりましょう。




(3-21 ページの かあと)



6



7



かずを かきましょう。

おおきいかずに ○を つけましょう。

Two empty rectangular boxes connected by a curved line on the left side.




Two empty rectangular boxes connected by a curved line on the left side.



Two empty rectangular boxes connected by a curved line on the left side.



Two empty rectangular boxes connected by a curved line on the left side.



Two empty rectangular boxes connected by a curved line on the left side.



おおきいかずに ○を つけましょう。

[ ] ● ● ● ● ● ●

[ ] ● ● ● ● ● ● ●

[ ] 

--	--	--	--	--	--	--	--

[ ] 

--	--	--	--	--	--

[ ] 6

[ ] ● ● ● ● ● ● ●

[ ] 

--	--	--	--	--	--	--	--

[ ] 6

[ ] 7

[ ] ● ● ● ●

[ ] 7

[ ] 

--	--	--	--	--

[ ] 7

[ ] 6

[ ] 6

[ ] 4

かずだけ ○を かきましょう。かずも かきましょう。



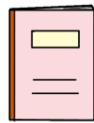
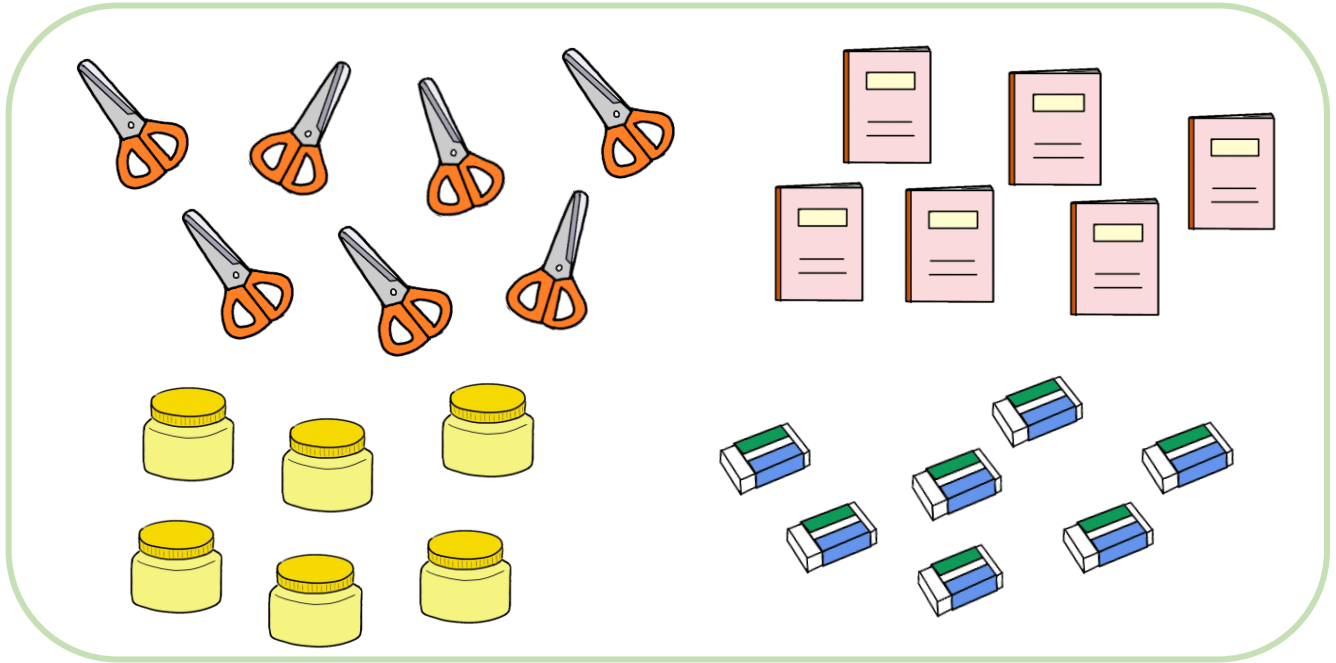
○をかく

○	
○	
○	
○	
○	○




かずをかく

かずだけ ○を かきましょう。かずも かきましょう。



○をかく





かずをかく

--

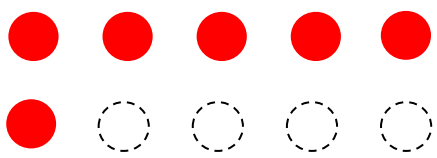
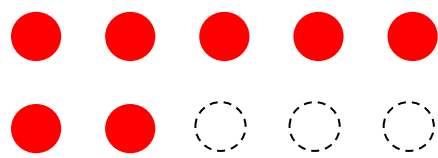
--

--

--

10までのかず（6・7のかず）

3 - 16 ペえじ

ろ く	し ち
	
6	7
